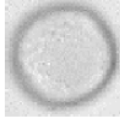

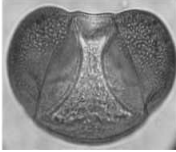
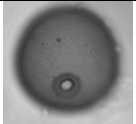


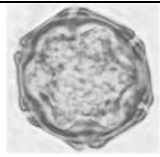
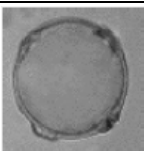


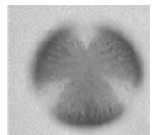

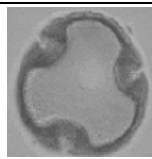
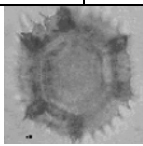





CLE DE DETERMINATION DES GRAINS DE POLLENS
Les pollens sont représentés à différentes échelles

| | | | | |
|-----------------------|------------------------|---|--|--|
| GRAIN ISOLE | SANS PORE NI SILLON | SANS BALLONNETS |  Peuplier | |
| | | AVEC BALLONNETS |  Pin |  Epicéa |
| | AVEC PORE | UN PORE |  Graminée | |
| | | TROIS PORES |  Bouleau |  Noisetier |
| | | PLUS DE TROIS PORES |  Aulne |  Charme |
| | AVEC SILLON | UN SILLON |  Fougère (spore) | |
| | | TROIS SILLONS |  Chêne |  Erable |
| | AVEC PORE ET SILLON | TROIS PORES ET TROIS SILLONS |  Hêtre |  Tilleul |
| | | PLUS DE TROIS PORES ET TROIS SILLONS |  Pissenlit | |
| | GRAINS MULTIPLES | DEUX GRAINS | |  Scheuchzeri |
| QUATRE GRAINS | |  Bruyère | | |
| PLUS DE QUATRE GRAINS | |  Robinier | | |